

## EVOLUTION AND ARCHITECTURE OF POWER EFFICIENT ROUTER FOR HARDWARE DESCRIPTION LANGUAGE

*Scholar Name Vijaykumar Urkude Having Enrollment No: SSSEC1515 under the faculty of PhD-ECESSUTMS  
-Sehore, MP. Academic Session 2016-17. Working under the supervision of R.P Singh*

### ABSTRACT

Future high-execution inserted and universally useful processors and frameworks on-chip are relied upon to join many centers coordinated together to fulfill the power and execution necessities of vast complex applications. As the quantity of centers keeps on expanding, the work of low-power and high-throughput on-chip interconnect textures ends up noticeably basic. In this task work we present a high execution and power productive reconfigurable Network on Chip applications switch. The outlined reconfigurable switch when contrasted with other switch devours less power and has high execution. The power gating strategy is utilized which causes less power scattering of this reconfigurable switch. Each divert has First in First out (FIFO) cradles and multiplexers. To store the data FIFO cushion is utilized and to control the input and output of the data Multiplexer is utilized. In the present work for switch outline passage we utilized Verilog Hardware Description Language. Reproduction comes about demonstrate that the proposed framework gives better bandwidth and vitality proficiency when contrasted with regular half breed photonic NoC frameworks.

### INTRODUCTION

The way to sparing force in PNoC frameworks originates from the way that once a photonic way is set up, the optical information are transmitted in a conclusion to-end mold without the requirement for buffering, rehashing or recovering. This is unique in relation to ENOCs, where messages are cushioned, recovered and after that transmitted on the inter-router connects a few times on the way to their goal. Moreover, photonic routers don't have to change to all of the transmitted information like in electronic routers; optical routers turn on and off once per message, and their energy dispersal does not rely upon the bit rate. This element permits ultra-high data transfer capacity transmission while maintaining a strategic distance from the power cost that is found in conventional ENOCs.

The primary thought of IC was given by Jack Kilby in 1958. An Integrated Circuit (IC) is combination of at least one gates composed on a solitary silicon chip and as per Moore's law transistor thickness will turn out to be twofold at regular intervals. Most recent IC made of thousands or millions of micro electronic gadget. These are planned and electrically related on silicon chip. By and large utilization integrated circuit has additionally has a place with solid integrated circuits. The physical measurement of CMOS transistors on an integrated circuits are required to cross the 10 nm edge. Memory circuits are exceptionally normal, and therefore more no. of cells can be integrated with considerably less are for interconnects. This is the predominant reasons why the rate of increment of chip many-sided quality (transistor tally per

chip) is frequently increments for memory circuits. System on Chips idea have been acquainted with incorporate a few Intellectual Property (IP) centers brings about high correspondence bandwidth and parallesim

### Framework Architecture

The framework comprises of one Electronic Control Network (ECN) and at least one Photonic Communication Networks (PCN). The ECN is utilized for way reservation and design of the optical switches by chiefly driving ON/OFF the Microring Resonators (MRs), while the PCN depends on silicon broadband photonic switches interconnected by waveguides.

Each Processing Element (PE) is associated with a local electrical switch and to the relating gateway in the PCN. Messages produced by the PEs are isolated into control signals and payload signals. Control signals are directed in the ECN and utilized for way design and routing. The payload information are changed over to the optical organization and transmitted on the PCN. In the following subsections, we portray in a considerable lot of detail the principle photonic building squares, photonic switch and the optical way design and routing calculation.

#### 1. Photonic Building Blocks

**Laser source:** Since there is no accessible rapid, electrically-determined, on-chip monolithic laser light, the PHENIC-II framework includes an off-chip laser source, for example, VCSEL (Vertically Cavity Surface Emitting Laser). The off-chip laser source gives light to the modulator(s), which

transducers electrical data into regulated optical signs. At that point, when the lights enter the chip, optical splitters and waveguides course it to the distinctive modulators utilized for data transmission.

**Modulators:** Before optical messages are transmitted, the electrical messages from every IP center ought to be changed over to optical shape. PHENIC-II actualizes at every hub a Gateway filling in as photonic systems interface and in light of silicon optical modulators and SiGe photograph finders. To lessen change time, modulators ought to be little (i.e., the roundabout molded 10-m ring-modulator and quick. The execution of a common modulator is reliant on the on- to-off light power proportion, which relies upon the electrical info signal quality. A higher eradication proportion is better and required for quick and precise signal location. Works in announced that an elimination proportion more noteworthy than 10 dB is adequate and enough to empower legitimate signal location without causing correspondence mistakes.

**Waveguide:** The waveguides give the physical interconnection between all sources and goals and empower availability between all photonic gadgets in PHENIC frameworks. The transmitter de-multiplexes the light into suitable wavelength channels and after that adjusts each of the channels with a digital data stream created by the electronic part to be interconnected. At long last, photonic signals are directed to different PEs by means of routers and waveguides. We need to note here that the refractive list of the waveguide material bigly affects the data transfer capacity; idleness and territory of an optical interconnect. A

waveguide commonly has a width of 0.3 m. Once the photonic signals are gotten by the destination hub (collector), the signs must be changed over back to electrical frame. Moreover, since PHENIC-II all the while transmits distinctive wavelengths per bidirectional waveguides, a wave particular channel for each got wavelength is required at the destination hub.

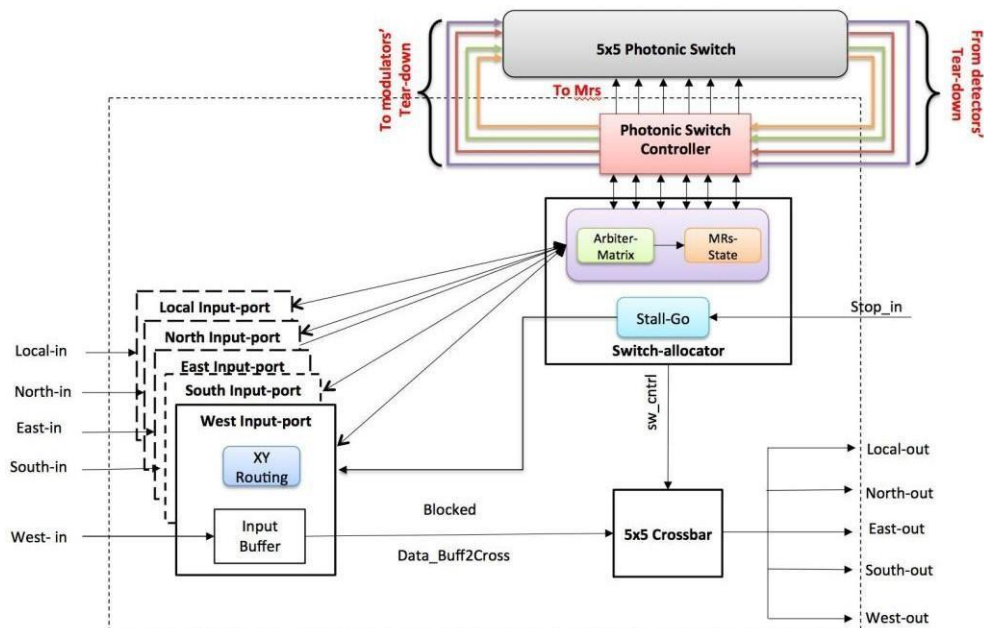
**Microring resonator:** The primary component of a silicon photonic NoC framework is the Microring Resonator (MR). MRs is able to do adequately directing an optical flag via deliberately picking their measurements and positions along the way. Optical signals couple into ring resonators at particular consistently divided wavelengths in the optical range, called full modes.

## 2. Photonic Router

The most predominant photonic organize component of the PHENIC-II engineering is the photonic router, which comprises of:

- (1) A non-blocking photonic switch; and
- (2) An electronic control router.

The framework has a work based topology, and control parcels are sent along the system utilizing a wormhole-like switching arrangement and after that steered by Dimension-Ordered Routing (DOR-XY). The ECN embraces a slow down go system and a grid referee as a planning procedure. Beneath Figure delineates the light-weight electronic control switch for the 2D framework arrangement. The control switch has three pipeline stages: Buffer Writing (BW), Routing Calculation and Switch Allocation (RC/SA) and Crossbar Traversal (CT).



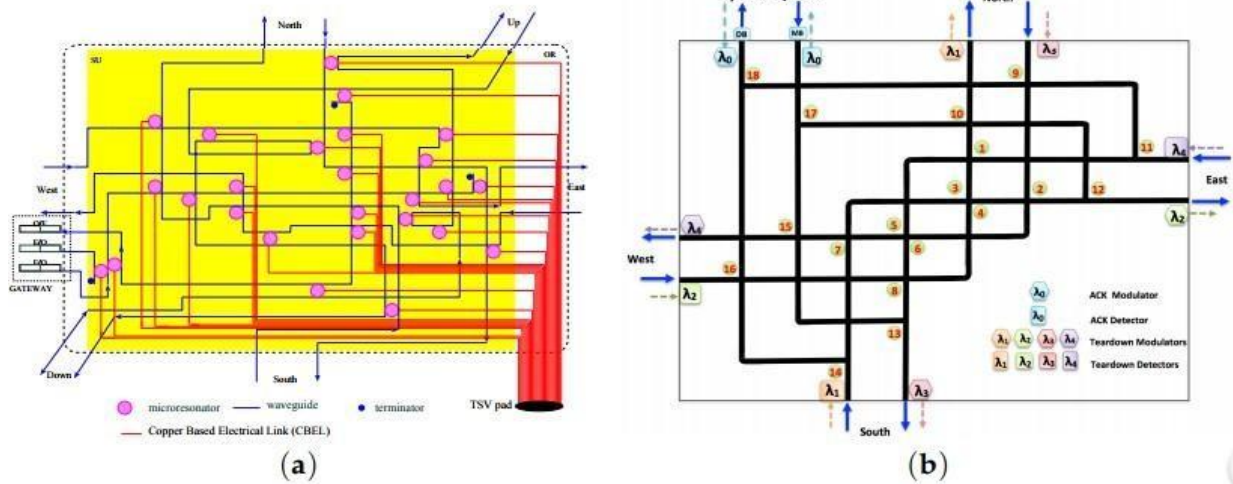
**Fig.1 Light-weight electronic control switch**

The non-blocking photonic switches for three-dimensional and two-dimensional setups are appeared in Fig.2 (a,b)

separately. These switches depend on numerous optical exchanging components, and a watchful plan has been

made to decrease waveguide intersections. The MR is utilized as a straightforward part to actualize the fundamental 1 2 exchanging component. A given MR component has a reverberation wavelength  $\lambda_{mr\_res}$ , which is controlled by the material and structure of the micro resonator.

At the point when the wavelength  $\lambda_{mr}$  of a given optical flag is equivalent to the reverberation wavelength  $\lambda_{mr\_res}$  of the micro resonator, the optical flag makes a turn.



**Fig.2 Non-blocking photonic switches: (a)  $7 \times 7$  switch; (b)  $5 \times 5$  switch**

## REVIEW OF LITERATURE

The benefit of the utilization of a NoC with reconfigurable routers when contrasted with homogeneous switch by reconfiguration, the cradle profundity of each channel can be progressively changed, as per the prerequisite of the application, in this way expanding the power proficiency of the framework for a similar execution level. We checked that to achieve a similar execution acquired with the reconfigurable switch, the first engineering requires more buffers.given by Débora Matos, Caroline Concatto, Márcio Kreutz, Fernanda Kastensmidt, Luigi Carro, Altamiro Susin. A novel versatile steering calculation for spidergon NoC given by Rimpay Bishnoi, Pankaj Kumar,Vijay Laxmi, Manoj Singh Gaur,Apoorva Sikka,the nature of this

directing plan is insignificant, versatile and circulated . It proposed the present network traffic status and appropriates traffic over all connections equitably by exploiting way decent variety accessible in spidergon.

**Hendry et al.** proposed a circuit- exchanged memory access in photonic interconnection systems. This work speaks to a regular mixture PNoC, where all way setup steps are produced and executed in the ECN.

**Chan et al.** proposed a circuit exchanged electro-optical NoC for center to-memory associations with the expansion of a wavelength-particular spatial directing to expand the way assorted variety and the throughput. Chan et al. additionally proposed a circuit exchanged work

utilizing a 4 non-blocking switch expanded with two gateways for launch/infusion from/to the system. An optical crossbar utilizing 56 waveguides was likewise utilized as a part of this work.

**Sacham et al.** proposed a torus hybrid- PNoC in view of a blocking 4 optical switch with an additional system for the discharge/infusion from/to the torus.

**Petracca et al.** proposed a non-blocking torus hybrid-PNoC where the regular way setup conspires is utilized.

**Cisse et al.** proposed a half breed PNoC torus named HPNoC, which utilizes prescient exchanging in the ECN to lessen the setup inertness by decreasing the pipeline phases of the electrical switch. Despite the fact that the dormancy is diminished by utilizing such prescient exchanging, the path setup steps are altogether produced and transmitted in the ECN.

**Ye et al.** proposed another protocol, called Quickly Acknowledge and Simultaneously Teardown (QAST), to diminish the control delays amid the way setup and teardown forms. QAST utilizes an optical ACK flag and sends a teardown parcel toward the start of a transmission as opposed to sending it toward the finish of the transmission, as in ordinary mixture PNoCs. Streamlining the teardown to be sent in parallel with the transmission does not take care of the issue of the way setup method; on the grounds that the optical transmission of the information is short and sending the teardown after, or in the meantime, does not lessen the dormancy overhead.

In a current work proposed by Wang et al., the ordinary ECN is lessened to one focal controller to process all way setup request bundles and to set the comparing optical change as indicated by a Microring Resonators (MRs) state table. In spite of the fact that this arrangement lessens the jump tally in the ECN, it experiences the complex brought together switch, and the electronic layer can't be utilized like an ordinary one in the event that we need to utilize it for little parcels (e.g., cache block broadcasting). Another fascinating work to take care of the way setup issue was proposed by Hendry et al., where they totally evacuate the ECN, and they substitute it by a period division multiplexing mediation plot that gives round-robin reasonableness to set up photonic circuit ways. In this work, rather than settling the way in the ECN, every correspondence between any match of hubs is just permitted to be dynamic amid a specific schedule vacancy.

## Evaluation

We mimic our proposed PHENIC-II framework utilizing a changed version of PhoenixSim, which is a physical-layer test system created in the OMNeT++ recreation condition. The utilized test system consolidates itemized physical models of fundamental photonic building squares, for example, waveguides, modulators, photo finders and switches. Electronic energy execution depends on the ORION test system. We assess the throughput execution and energy utilization for 64-and 256-core frameworks.

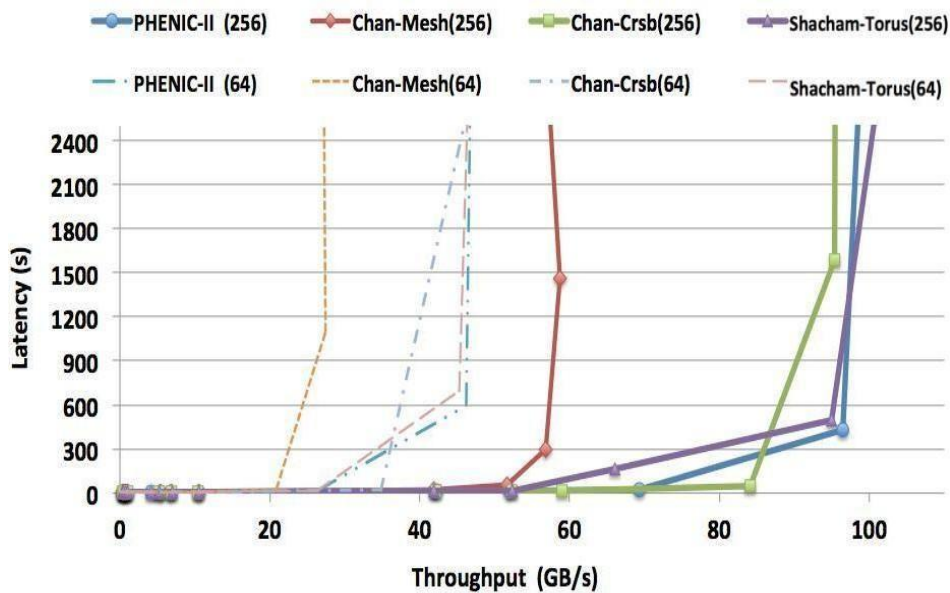
**Table1.1 Comparison in area consumption in each module**

Power	Lut	Delay	Lut(comparison)
Original router	Original router	Original router	Proposed router
6.893	163	2.796	235

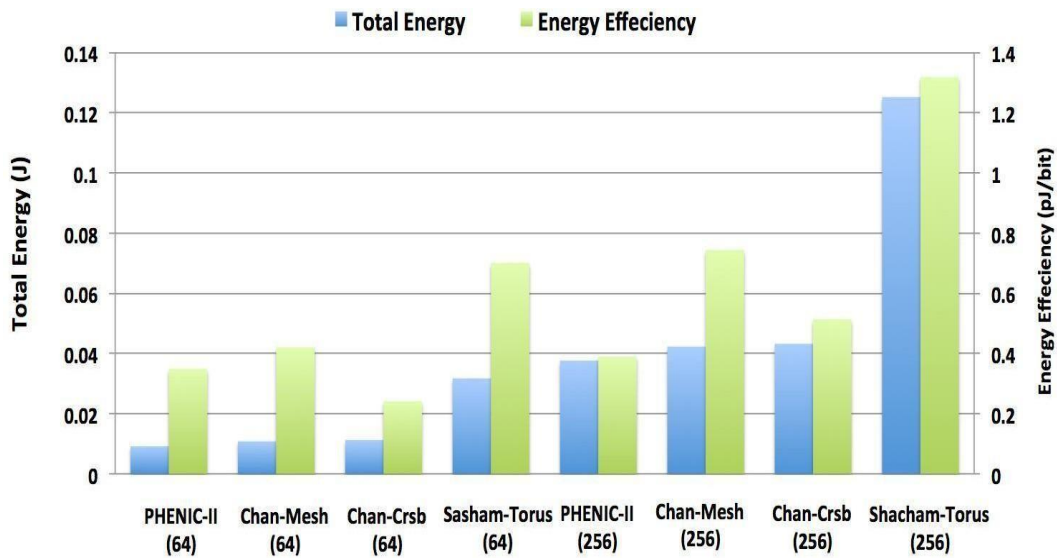
**Execution and Energy Efficiency Comparison Outcomes**

We begin this subsection by looking at the execution of the PHENIC-II framework to the three specified frameworks. Fig.3 demonstrates the average dormancy versus the aggregate accomplished throughput for 64-and 256-center frameworks. We can see that in regards to immersion, the blocking network and the crossbar carries on similarly. After a specific infusion rate, the system immerses. In addition, the crossbar-based framework to a great extent beats the blocking network. The

PHENIC-II and torus frameworks demonstrate diverse practices. Actually, for these two systems, the immersion bend is less forceful, and they demonstrate the ability of taking care of a larger number of correspondences and more versatility than the two different systems. While the torus framework has the capacity of setting the way with less hop checks, we can see that the PHENIC-II framework can accomplish a similar execution without the requirement for additional wiring to associate the edges. This conduct is watched for both 64-and 256-core frameworks.



**Fig.3 Throughput vs. latency under random traffic**



**Fig.4 Add up to energy and energy effectiveness correlation comes about underirregular activity**

From these outcomes, we can see that PHENIC-II outflanks frameworks in the case of having non-blocking or blocking switches. Furthermore, it gives much preferred vitality effectiveness over the torus-based, which can offer an indistinguishable throughput from the proposed framework. We can infer that the got change by PHENIC-II is the aftereffect of the relationship of three fundamental factors together: (1) the non-blocking switch supporting optical affirmation signals; (2) the light-weight switch with lessened buffer estimate; (3) and the way setup calculation to embrace half breed exchanging inside the photonic switch.

Fig.4 demonstrates the aggregate energy and the energy productivity correlation aftereffects of the four systems for 64-and 256-core frameworks. For the 256-core design, the proposed framework beats every single other framework; particularly, we can see a change with respect to energy productivity achieving 26% and 48% when contrasted with the crossbar-based

(Non-blocking) and the work based (blocking), individually. At the point when contrasted with the torus-based architecture, PHENIC-II enhances the energy proficiency by up 70%. The torus-based architecture offers high throughput on account of the association between edges, prompting short interchanges. Then again, it comes at a high energy cost. This can be clarified by the way that the extra information ports, required for the edge associations set up in the torus-based framework, bring about an expanded range and, therefore, energy overhead.

## CONCLUSION

In this paper, we proposed an energy-proficient and high-throughput half and half silicon-photonic organize on-chip architecture (PHENIC-II). The framework depends on a brilliant conflict mindful way setup calculation and an energy- proficient non-blocking optical switch. Reproduction comes about demonstrate a significant change in regards to execution with up to a half increment in throughput.

The energy assessment demonstrates a lessening of 60% for the affirmation signals and 10% for the way setup control bundle energy. This execution originates from the decrease in the blocking inactivity and the quantity of blocked solicitations. At the point when contrasted with different structures, the PHENIC-II framework indicates better energy effectiveness, particularly for 256-core frameworks, while keeping up a similar throughput. At the point when assessed under practical workloads, the framework indicates better system proficiency and a lessening in unique power by up to half and 60%, separately.

In this switch architecture with straightforward translating rationale with all well working parts add up to time taken by architecture is 4ns just which demonstrates a decent reaction speed. The qualities of 5 port switch plan for NoCs with incredible execution and its directing calculation can be seen extremely well by reproduction. This architecture furnishing with right I/p performs exceptionally well in XILINX ISE 14.7. The union and recreation of the proposed switch is confirmed by utilizing Xilinxise software with VHDL code.

## REFERENCES

1. Débora Matos, Caroline Concatto, Márcio Kreutz, Fernanda Kastensmidt, Luigi Carro, Altamiro “Reconfigurable Routers for Low Power and High Performance”
2. Rimpay Bishnoi, Pankaj Kumar, Vijay Laxmi, Manoj Singh Gaur, Apoorva Sikka “Distributed Adaptive Routing for Spidergon NoC”
3. Hendry, G.; Robinson, E.; Gleyzer, V.; Chan, J.; Carloni, L.; Bliss, N.; Bergman, K. Circuit-switched memory access in photonic interconnection networks for high-performance embedded computing. In Proceedings of the 2010 International Conference for High Performance Computing, Networking, Storage and Analysis (SC), New Orleans, LA, USA, 13–19 November 2010; pp. 1–12.
4. Chan, J.; Bergman, K. Photonic interconnection network architectures using wavelength-selective spatial routing for chip-scale communications. *Opt. Commun. Netw.* 2012, 4, 189–201.
5. Shacham, A.; Bergman, K.; Carloni, L.P. On the design of a photonic network-on-chip. In Proceedings of the 1st International Symposium Networks-on-Chip, Princeton, NJ, USA, 7–9 May 2007; pp. 53–64.
6. Shacham, A.; Bergman, K.; Carloni, L.P. Photonic Networks-on-Chip for Future Generations of Chip Multiprocessors. *IEEE Trans. Comput.* 2008, 57, 1246–1260.
7. Petracca, M.; Lee, B.; Bergman, K.; Carloni, L. Design exploration of optical interconnection networks for chip multiprocessors. In Proceedings of the 16th IEEE Symposium High Performance Interconnects, Stanford, CA, USA, 26–28 August 2008; pp. 31–40.
8. Hendry, G.; Chan, J.; Kamil, S.; Oliner, L.; Shalf, J.; Carloni, L.P.; Bergman, K. Silicon nanophotonic network-on-chip using TDM arbitration. In Proceedings of the IEEE Symposium on High-Performance Interconnects, Mountain View, CA, USA, 18–20 August 2010; pp. 88–95.

9. Zhang, X.; Louri, A. A Multilayer Nanophotonic Interconnection Network for On-Chip Many-Core Communications. In Proceedings of the ACM/IEEE 47th Design and Automation Conference (DAC), Anaheim, CA, USA, 13–18 June 2010; pp. 156–161.
10. Morris, R.W.; Kodi, A.K.; Louri, A.; Whaley, R.D. Three-Dimensional Stacked Nanophotonic Network-on-Chip Architecture with Minimal Reconfiguration. *IEEE Trans. Comput.* 2014, 63, 243–255